



Handicare Freecurve

Single rail curved stairlifts

Handicare Freecurve

Alliance Seat



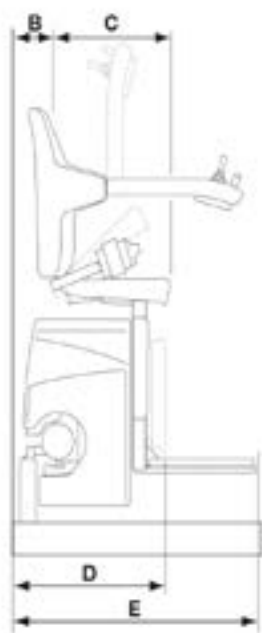
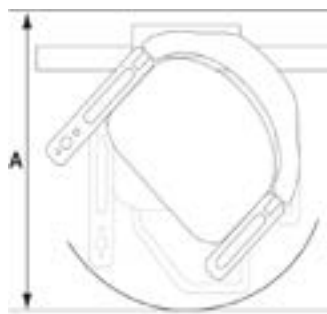
Alliance Seat		Dimensions	
		Van Gogh	Rembrandt
A	Swivel radius*	28.35-27.56in	29.14-28.35in
B	Wall to inner seat back	4.14in	4.92in
C	Seat depth	15in	15in
D	Minimum folded width to footplate	16.54in	17.33in
E	Minimum open width to edge footplate	25.2in	26in
	Offset footplate	24.02in	24.81in
F	Armrest width – external	22.25-23.43in	22.25-23.43in
G	Armrest width – internal	17.13-18.31in	17.13-18.31in
H	Seat back height	15.56-16.34in	15.56-16.34in
I	Footplate to seat height	19.5in	19.5in
J	Minimum footplate height	3.94/4.93in	3.94/4.93in
Minimum track intrusion into staircase		6.7in	7.49in
Maximum weight limit		275lbs	275lbs

* Dimensions may vary depending on hand of seat

Some of the above dimensions depend on the characteristics of the staircase in the home. Please consult the sales manual for further information about these dimensions and features of this seat. All information is provided in good faith but does not constitute a guarantee. Handicare reserves the right to alter designs and specifications without prior notice.

Handicare Freecurve

Classic Seat



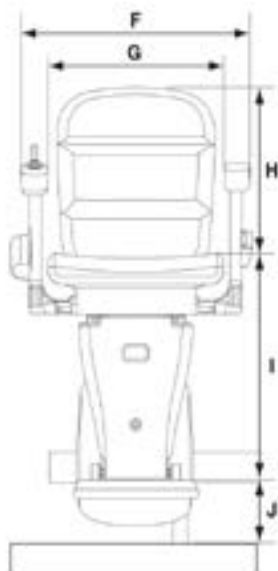
Classic Seat		Dimensions	
		Van Gogh	Rembrandt
A	Swivel radius*	28.75-26.19in	29.53-26.97in
B	Wall to inner seat back	4.14in	4.93in
C	Seat depth	14.57in	14.57in
D	Minimum folded width to footplate	16.54in	17.33in
E	Minimum open width to edge footplate	25.2in	26in
	Offset footplate	24.02in	24.81in
F	Armrest width – external	22.05in	22.05in
G	Armrest width – internal	17.33in	17.33in
H	Seat back height	15.75in	15.75in
I	Footplate to seat height	18.71in	18.71in
J	Minimum footplate height	3.94/4.93in	3.94/4.93in
Minimum track intrusion into staircase		6.7in	7.49in
Maximum weight limit		275lbs	275lbs

* Dimensions may vary depending on hand of seat

Some of the above dimensions depend on the characteristics of the staircase in the home. Please consult the sales manual for further information about these dimensions and features of this seat. All information is provided in good faith but does not constitute a guarantee. Handicare reserves the right to alter designs and specifications without prior notice.

Handicare Freecurve

Elegance Seat



Elegance Seat		Dimensions	
		Van Gogh	Rembrandt
A	Swivel radius*	28.35-27.56in	29.14-28.35in
B	Wall to inner seat back	4.34in	5.19in
C	Seat depth	15in	15in
D	Minimum folded width to footplate	16.54in	17.33in
E	Minimum open width to edge footplate	25.2in	26in
	Offset footplate	24.02in	24.81in
F	Armrest width – external	22.25-23.43in	22.25-23.43in
G	Armrest width – internal	17.13-18.31in	17.13-18.31in
H	Seat back height	15.56-16.34in	15.56-16.34in
I	Footplate to seat height	19.5in	19.5in
J	Minimum footplate height	3.94/4.93in	3.94/4.93in
Minimum track intrusion into staircase		6.7in	7.49in
Maximum weight limit		275lbs	275lbs

* Dimensions may vary depending on hand of seat

Some of the above dimensions depend on the characteristics of the staircase in the home. Please consult the sales manual for further information about these dimensions and features of this seat. All information is provided in good faith but does not constitute a guarantee. Handicare reserves the right to alter designs and specifications without prior notice.